



#eeagrantsequality

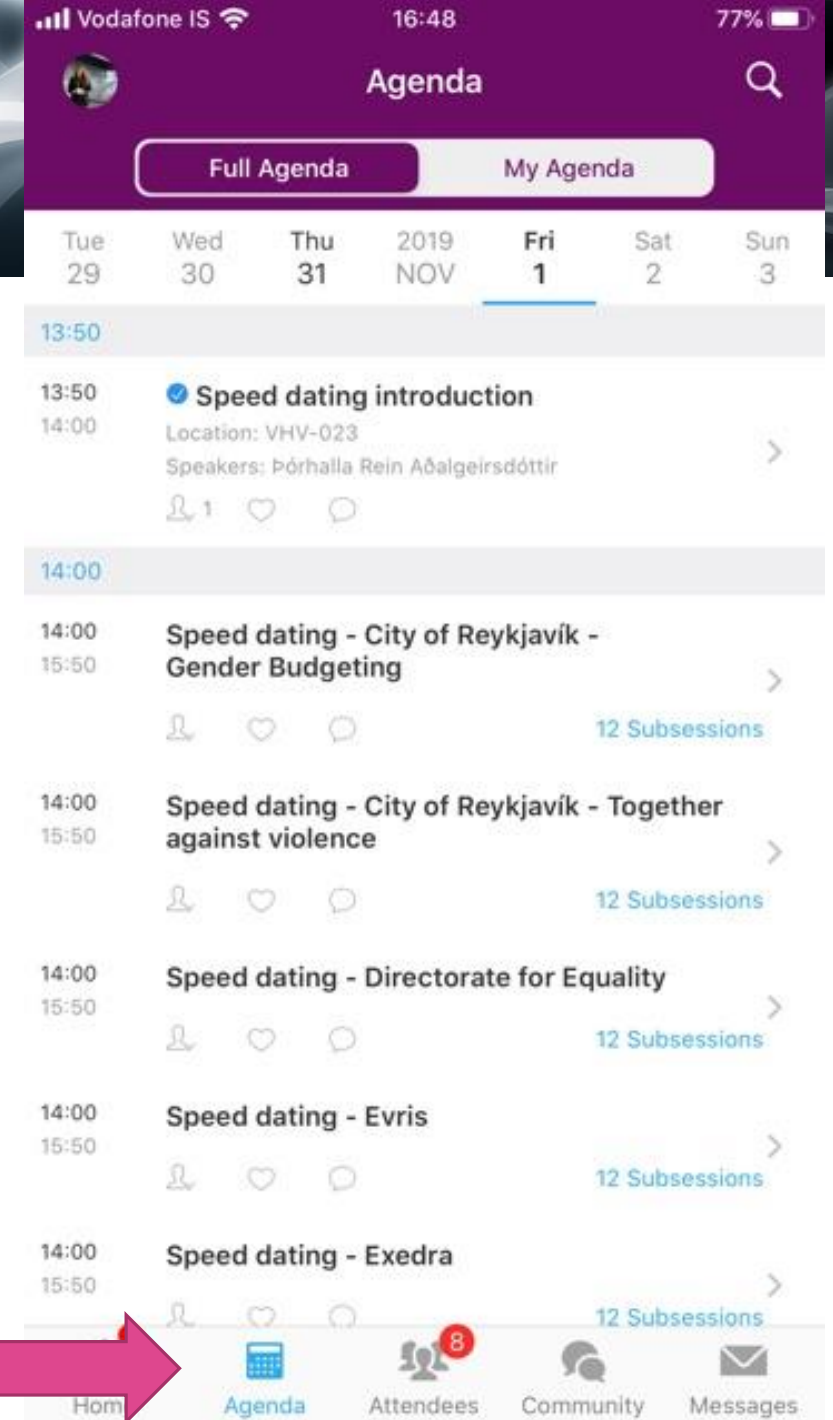
***Introduction to Speed-dating session***

*Þórhalla Rein Aðalgeirsdóttir, Event Organiser, Ministry  
for Foreign Affairs*



## How to book meetings?

- Find the agenda in Whova conference app.
- Go to 1st of November at 2 PM and find the list with all the Icelandic partners participating.
- Choose the partner you want to meet with.





## How to book meetings?

- Select the time slot that suits you.
- Occupied slots are light blue.

The screenshot shows a mobile application interface for booking meetings. At the top, there is a purple header with a back arrow, the word "Agenda", the word "Details", and a share icon. The status bar at the very top shows "Siminn", signal strength, Wi-Fi, time "23:42", and battery "77%".

The main content area has a white background. At the top, it says "Speed dating - Girls Rock" in bold, followed by "Friday, 1 November 2019" and "14:00 - 15:50". Below this is a blue button with a plus sign and the text "Add to My Agenda".

There are two buttons: a heart icon labeled "Like" and a speech bubble icon labeled "Comment". Below these is a grey bar labeled "Personal Notes" with a pencil icon and the text "Take Notes".

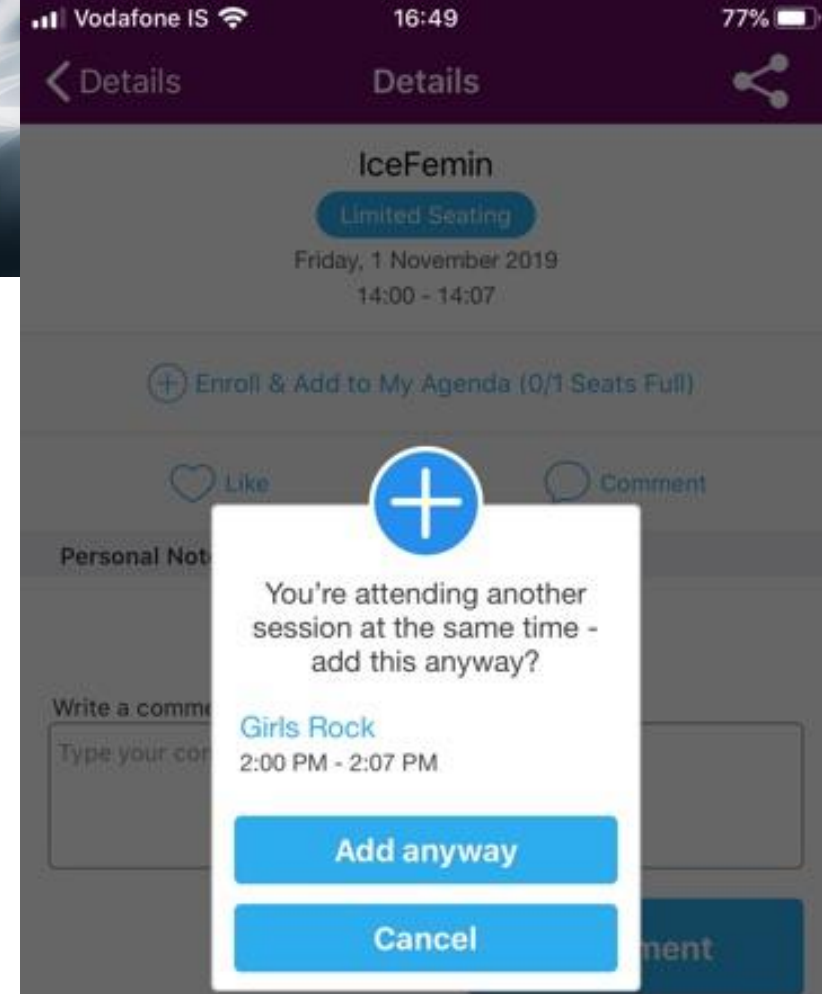
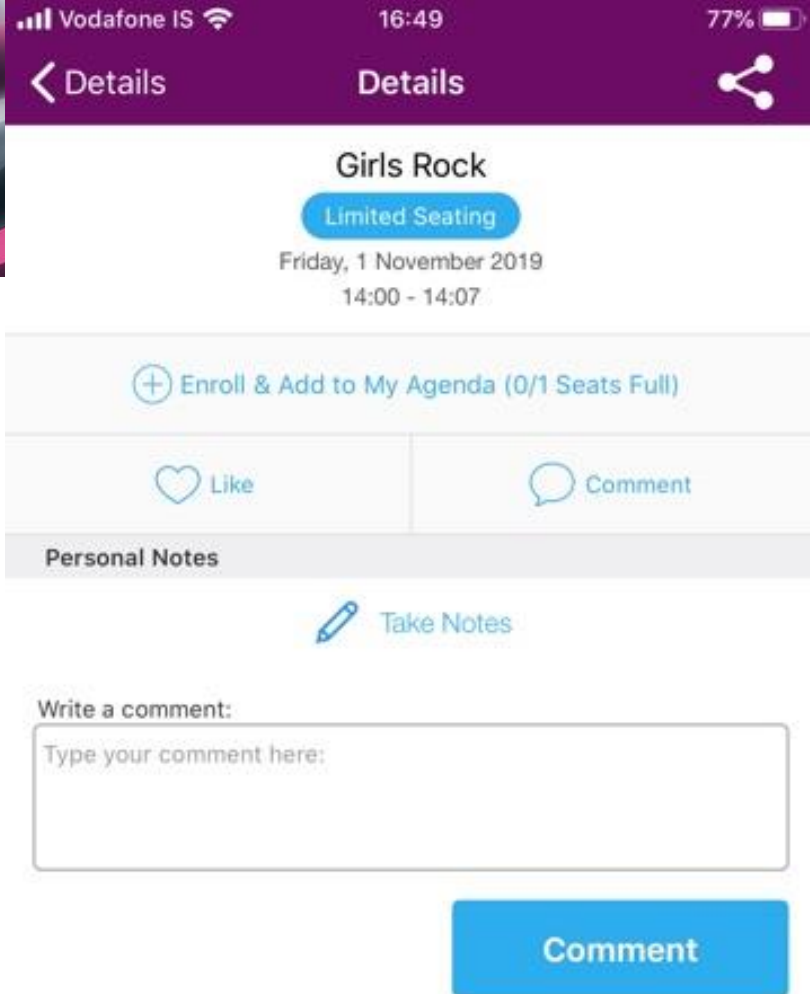
A grey bar labeled "12 Subsessions" is followed by a list of four sessions, each with a time range, a title, a status button, and icons for a person, heart, and speech bubble:

- 14:00 - 14:07: **Girls Rock**, Limited Seating (dark blue button), icons for person, heart, speech bubble.
- 14:09 - 14:16: **Girls Rock**, Full (light blue button), icons for person, heart, speech bubble.
- 14:18 - 14:25: **Girls Rock**, Limited Seating (dark blue button), icons for person, heart, speech bubble.
- 14:27 - 14:34: **Girls Rock**, Limited Seating (dark blue button), icons for person, heart, speech bubble.



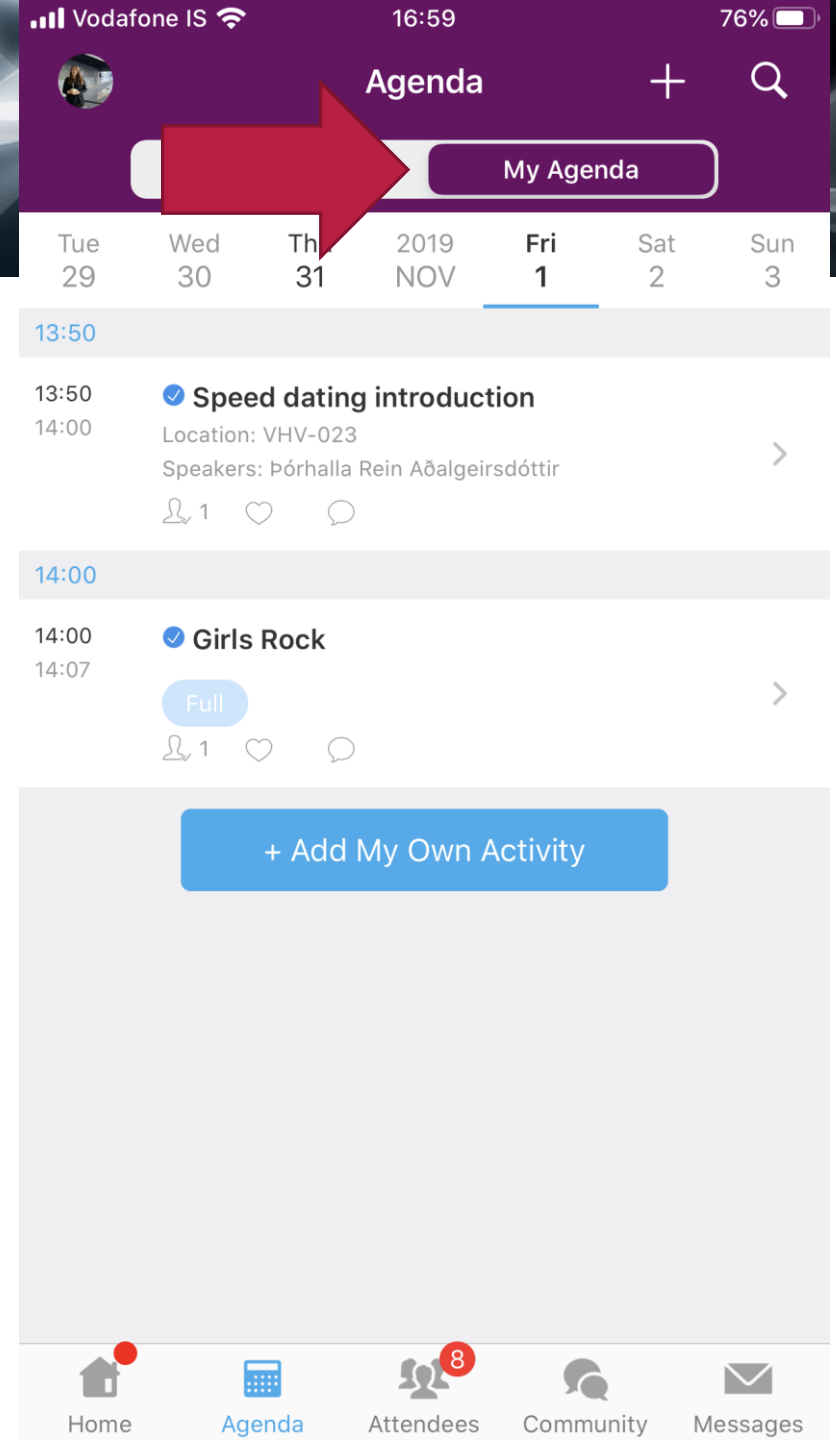
## How to book meetings?

- Press *Enroll & Add to My Agenda*
- You will receive an error message if you already have another meeting at that time.
- Choose *No reminder*



## How to book meetings?

- You have now booked your first meeting
- Go back and find the next partner you would like to meet and repeat!
- You can see your schedule under *My Agenda*.



## **How does the speed dating session work?**

- The speed dating hubs are distributed alphabetically in the space in front of this room and in class room nr. 7 and 8.
- The speed dating moderator will tell you when you can start your first meeting.
- After 7 minutes a bell will ring to tell you to look for your next meeting. You have 2 minutes between dates.
- Please use the few minutes you have well, be prepared with business cards, flyers, etc.

**We hope this will be the beginning of many funded projects in the field of gender equality and fruitful relationships across Europe!**

If you need any assistance with the speed dating session or the Whova app, please come speak with me or the staff at the registration desk in the lunch break.

For more information on how to apply for grants and make project plans, speak with the FMO staff and Ragnhildur from Rannís. You will find their hubs in the speed dating session. You don't need to book meetings with them.

You'll have access to the event and all its documents and data in the app until October 2020.